

Data Sheet

Oil separator
Type **OUB**

Oil separator type OUB is for use
in all refrigeration plants



Oil separator type OUB is for use in all refrigeration plants where the compressor lubricating oil must be returned directly to the compressor oil sump under all operating conditions.

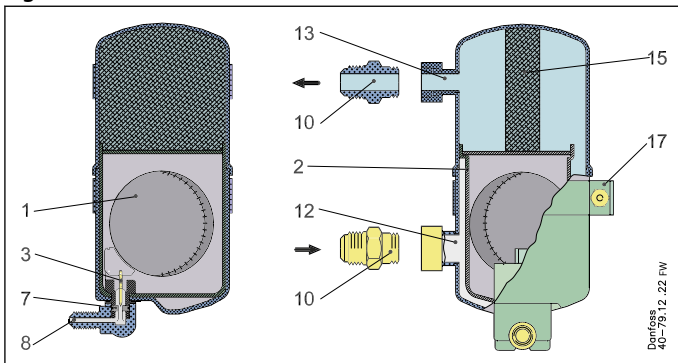
In this way lubricating oil from the compressor is prevented from circulating with the refrigerant in the refrigeration system itself.

Features

- Ensures oil return to compressor oil sump. Prevents compressor breakdown caused by lack of lubrication. Increases compressor operating life
- High efficiency Due to the interaction of reduced flow velocity, change of flow direction for oil concentration, collection of separated oil at high temperatures, and automatic oil return to the crankcase
- Protects against liquid hammer in the compressor
- Better utilisation of condenser and evaporator capacity (no oil-gas collection)
- Pulsation and noise damping on the high-pressure side of system
- OUB 1 may be used in the following EX range: Category 3 (Zone 2)

Functions

Figure 1: OUB 1/OUB 4



1	Float
2	Oil container
3	Float needle
7	Orifice
8	Return oil connection (1/4 in. / 6 mm flare / solder)
10	Connection nipple
12	Inlet connection refrigerant vapour
13	Outlet connection refrigerant vapour
15	Oil concentrator
17	Fixing strap

The very effective function of the OUB is due to the interaction of the following:

- velocity and change of flow direction of the incoming mixture of oil and refrigerant
- oil concentration, separation, and filtration
- storage of separated oil at high temperatures, thus preventing absorption of the refrigerant.

Refrigerant vapour is led through the inlet connection (12). The oil contained in the vapour is separated as a result of the change in velocity and direction through the oil concentrator (15) which at the same time also acts as an oil filter.

When the superheated refrigerant vapour flows around the oil container (2) some of the superheat is given off. In this way the oil container reaches a constant high temperature and the separated oil is stored in a warm state, i.e. with as low a refrigerant content as possible. Thus, the refrigerant is prevented from flowing to the crankcase where it could cause violent boiling.

The float (1) opens the needle valve (3) depending on the amount of oil, whereupon the condensing pressure forces the oil back to the crankcase therefore ensuring automatic oil return.

Product specification

Technical data

Table 1: For type OUB

Features	Specifications
Refrigerants	R22, R134a, R290 **, R404A, R407A, R407C, R407F, R407H, R438A, R448A, R449A, R449B, R450A, R452A, R454A *, R454C *, R455A *, R507A, R513A, R600 **, R600a **, R1234ze *, R1270 **) ⁽¹⁾ - OUB 1 only ⁽²⁾ - OUB 1s only
Max. working pressure	PS/MWP = 28 bar
Max. test pressure	Pe = 40 bar
Temperature of medium	-40 – 120 °C
Net volume	OUB 1: 0.52 l OUB 4: 2.46 l
Oil reservoir	OUB 1: 0.1 l OUB 4: 0.5 l
Recommended tightening torque of unions	OUB 1: 40 Nm OUB 4: 90 Nm

⁽¹⁾ OUB 1 is evaluated for R454A, R454C, R455A, R1234ze by ignition source assessment in accordance with standard EN ISO80079-36. Flare connections are only approved for A1 and A2L refrigerants.

⁽²⁾ OUB 1s is evaluated for R290, R454A, R454C, R455A, R600, R600a, R1234ze, R1270 by ignition source assessment in accordance with standard EN ISO80079-36. Flare connections are only approved for A1 and A2L refrigerants

For complete list of approved refrigerants, visit www.products.danfoss.com and search for individual code numbers, where refrigerants are listed as part of technical data.

Dimensions and weight

Figure 2: OUB 1/OUB 4 - without connection unions

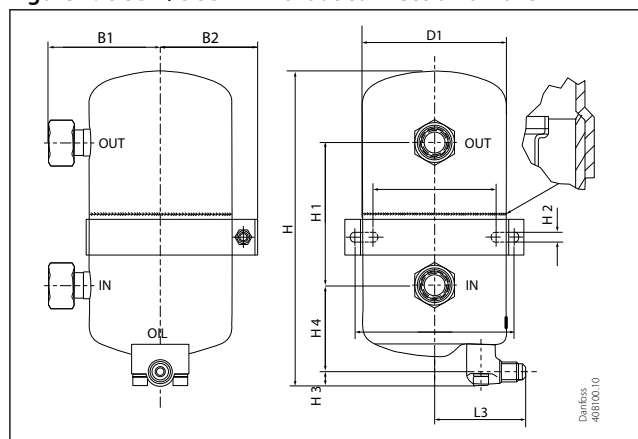
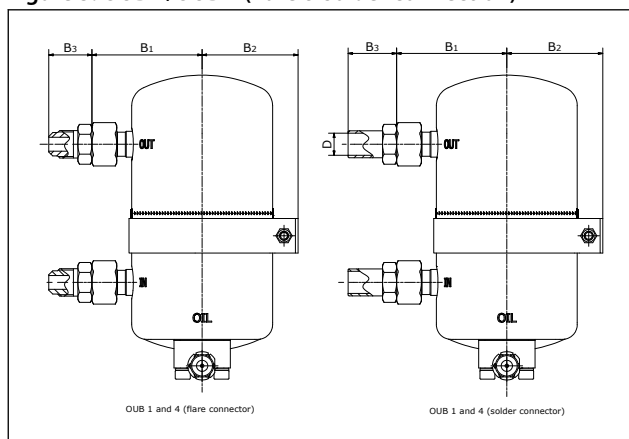
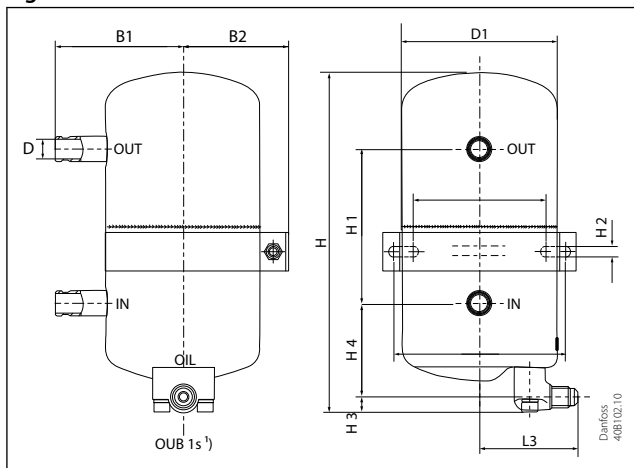


Figure 3: OUB 1/OUB 4 (flare & solder connection)



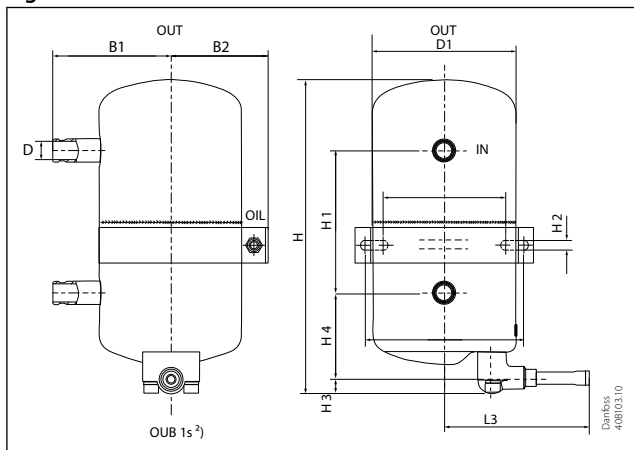
Oil separator, Type OUB

Figure 4: Flare connection to oil return line.



1) OUB 1s ¼ in. flare connection to oil return line.

Figure 5: Solder connection to oil return line.



2) OUB 1s 6 mm ODF solder connection to oil return line.

Table 2: Flare connection

Type	Flare connection		H	H ₁	H ₂	H ₃	H ₄	L ₁	L ₂	L ₃	B ₁	B ₂	B ₃	øD ₁	Net weight
	[in]	[mm]													
OUB 1	3/8	10	177	80	5.5	9	49	69	89	50	60	55	30	81	1.2
	1/2	12	177	80	5.5	9	49	69	89	50	60	55	31	81	1.3
	5/8	16	177	80	5.5	9	49	69	89	50	60	55	38	81	1.4
OUB 4	5/8	16	263	126	8.5	9	67	111	143	72	94	85	44	131	4.6
	3/4	16	263	126	8.5	9	67	111	143	72	94	85	49	131	4.7
	1	25	263	126	8.5	9	67	111	143	72	94	85	51	131	4.8

Table 3: Solder connection

Type	Solder connection		H	H ₁	H ₂	H ₃	H ₄	L ₁	L ₂	L ₃	B ₁	B ₂	B ₃	øD ₁	øD	Net weight
	[in]	[mm]														
OUB 1	3/8	10	177	80	5.5	9	49	69	89	50	60	55	29	81	9.6	1.2
	1/2	12	177	80	5.5	9	49	69	89	50	60	55	31	81	12.8	1.2
	5/8	16	177	80	5.5	9	49	69	89	50	60	55	42	81	16.0	1.3
OUB 1s	-	10	177	80	5.5	9	49	69	89	81	65	55	-	81	10.0	1.2
	-	10	177	80	5.5	9	49	69	89	50	65	55	-	81	10.0	1.2

Oil separator, Type OUB

Type	Solder connection		H	H ₁	H ₂	H ₃	H ₄	L ₁	L ₂	L ₃	B ₁	B ₂	B ₃	øD ₁	øD	Net weight
	[in]	[mm]														
OUB 4	5/8	16	263	126	8.5	9	67	111	143	72	94	85	40	131	16.0	4.3
	3/4	18	263	126	8.5	9	67	111	143	72	94	85	45	131	19.1	4.3
	7/8	22	263	126	8.5	9	67	111	143	72	94	85	45	131	22.3	4.3
	1	25	263	126	8.5	9	67	111	143	72	94	85	45	131	25.5	4.3
	1 1/8	28	263	126	8.5	9	67	111	143	72	94	85	47	131	28.7	4.3

Ordering

Table 4: OUB 1 / OUB 4

Figure	Type	Connection			Rated plant capacity [kW]					Code no. for OUB + unions (straightway)
		[in]	[mm]	Version	R22	R134a	R404A	R507	R407C	
	OUB 1	3/8	10	Flare	3.1	2.5	3.5	3.5	4.4	040B0010 + 2 × 040B0132
		3/8	-	Solder	3.1	2.5	3.5	3.5	4.4	040B0010 + 2 × 040B0140
		1/2	12	Flare	3.1	2.5	3.5	3.5	4.4	040B0010 + 2 × 040B0134
		1/2	-	Solder	3.1	2.5	3.5	3.5	4.4	040B0010 + 2 × 040B0142
		5/8	16	Flare	3.1	2.5	3.5	3.5	4.4	040B0010 + 2 × 040B0136
		5/8	16	Solder	3.1	2.5	3.5	3.5	4.4	040B0010 + 2 × 040B0144
	Without connection unions									040B0010
	OUB 4	5/8	16	Flare	11.6	9.6	12.8	12.8	16.0	040B0040 + 2 × 040B0256
		5/8	16	Solder	11.6	9.6	12.8	12.8	16.0	040B0040 + 2 × 040B0266
		3/4	-	Solder	11.6	9.6	12.8	12.8	16.0	040B0040 + 2 × 040B0268
		7/8	-	Solder	11.6	9.6	12.8	12.8	16.0	040B0040 + 2 × 040B0270
		1 1/8	-	Solder	11.6	9.6	12.8	12.8	16.0	040B0040 + 2 × 040B0274
		Without connection unions								

Table 5: OUB 1s

Figure	Type	Connection		Rated plant capacity [kW]	Code no. for OUB + unions (straightway)
		[mm]	Version	R22	
	OUB1s ⁽¹⁾	10	Solder	3.1	040B0023
	OUB1s ⁽²⁾	10	Solder	3.1	040B0029

⁽¹⁾ 1/4 in. flare connection to oil return line

⁽²⁾ 6mm ODF solder connection to oil return line

Certificates, declarations and approvals

The list contains all certificates, declarations, and approvals for this product type. Individual code number may have some or all of these approvals, and certain local approvals may not appear on the list.

Some approvals may change over time. You can check the most current status at danfoss.com or contact your local Danfoss representative if you have any questions.

Table 6: Certificates, declarations and approvals

Document name	Document type	Document topic	Approval authority
RU Д-ДК.БЛ08.В.00828_19	EAC Declaration	Machinery & Equipment	EAC
040B0625.AA	Manufacturers Declaration	PED	-
UL SA3736	Mechanical - Safety Certificate	-	UL
034R9541.AA	Manufacturers Declaration	China RoHS	-
034L9630.AA	Manufacturers Declaration	ATEX	-

Online support

Danfoss offers a wide range of support along with our products, including digital product information, software, mobile apps, and expert guidance. See the possibilities below.

The Danfoss Product Store



The Danfoss Product Store is your one-stop shop for everything product related—no matter where you are in the world or what area of the cooling industry you work in. Get quick access to essential information like product specs, code numbers, technical documentation, certifications, accessories, and more.

Start browsing at store.danfoss.com.

Find technical documentation



Find the technical documentation you need to get your project up and running. Get direct access to our official collection of data sheets, certificates and declarations, manuals and guides, 3D models and drawings, case stories, brochures, and much more.

Start searching now at www.danfoss.com/en/service-and-support/documentation.

Danfoss Learning



Danfoss Learning is a free online learning platform. It features courses and materials specifically designed to help engineers, installers, service technicians, and wholesalers better understand the products, applications, industry topics, and trends that will help you do your job better.

Create your Danfoss Learning account for free at www.danfoss.com/en/service-and-support/learning.

Get local information and support



Local Danfoss websites are the main sources for help and information about our company and products. Find product availability, get the latest regional news, or connect with a nearby expert—all in your own language.

Find your local Danfoss website here: www.danfoss.com/en/choose-region.

Coolselector®2 - find the best components for you HVAC/R system



Coolselector®2 makes it easy for engineers, consultants, and designers to find and order the best components for refrigeration and air conditioning systems. Run calculations based on your operating conditions and then choose the best setup for your system design.

Download Coolselector®2 for free at coolselector.danfoss.com.